

# INSTRUCCIONES DE MONTAJE

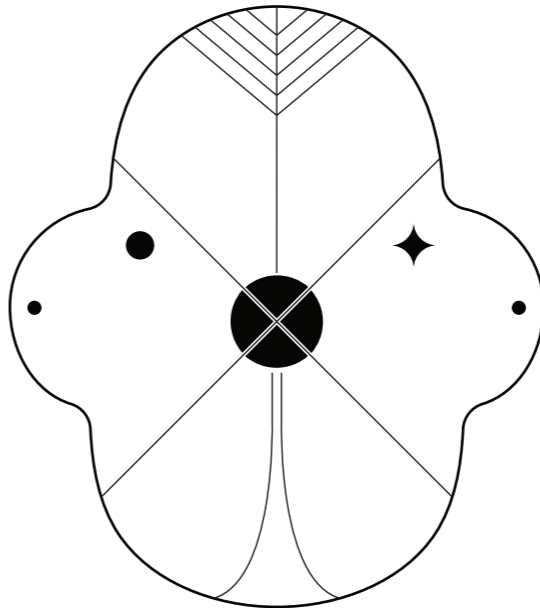
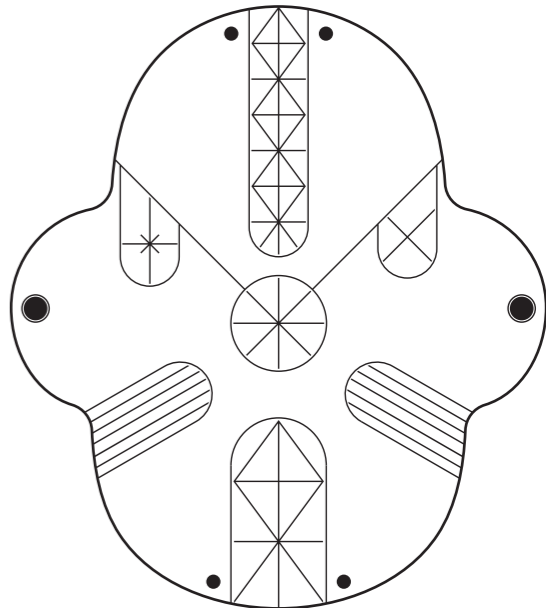
ASSEMBLING INSTRUCTIONS

## King Kong Mirrors

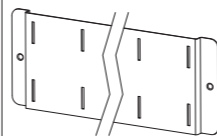
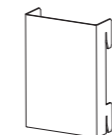
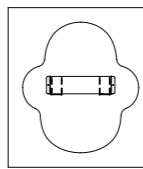
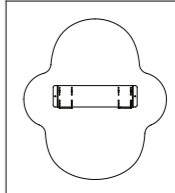




Jaime Hayón  
2016

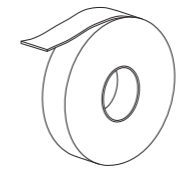
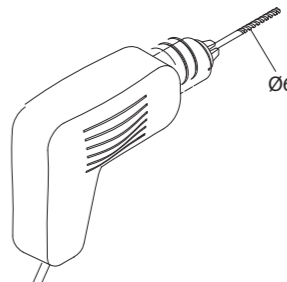
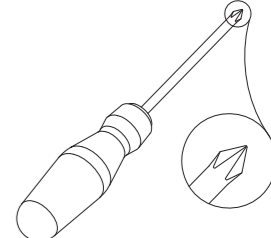
### COMPONENTES / COMPONENTS

<p>King</p>  <p>Unidades / Units:</p>	<p>Kong</p>  <p>Unidades / Units:</p>
---	---

### HERRAJES / TOOLING SET

<p>Herraje pared / Fitting wall:</p>  <p>Unidades / Units:</p>	<p>Herraje/ Fitting:</p>  <p>Unidades / Units:</p>	<p>Plantilla / Pattern :</p>  <p>Unidades / Units:</p>	<p>Plantilla / Pattern :</p>  <p>Unidades / Units:</p>	<p>Taco fisher nº6 / Fisher plugs nº6:</p>  <p>DIN 7971 - 4,5x32</p> 
---	---	---	---	---

### HERRAMIENTAS NO SUMINISTRADAS POR BD / TOOLS NOT SUPPLIED FOR BD

<p>Cinta adhesiva / Adhesive tape</p> 		
---	---	---

ACTUALIZACIÓN / UPDATED: 30/09/16



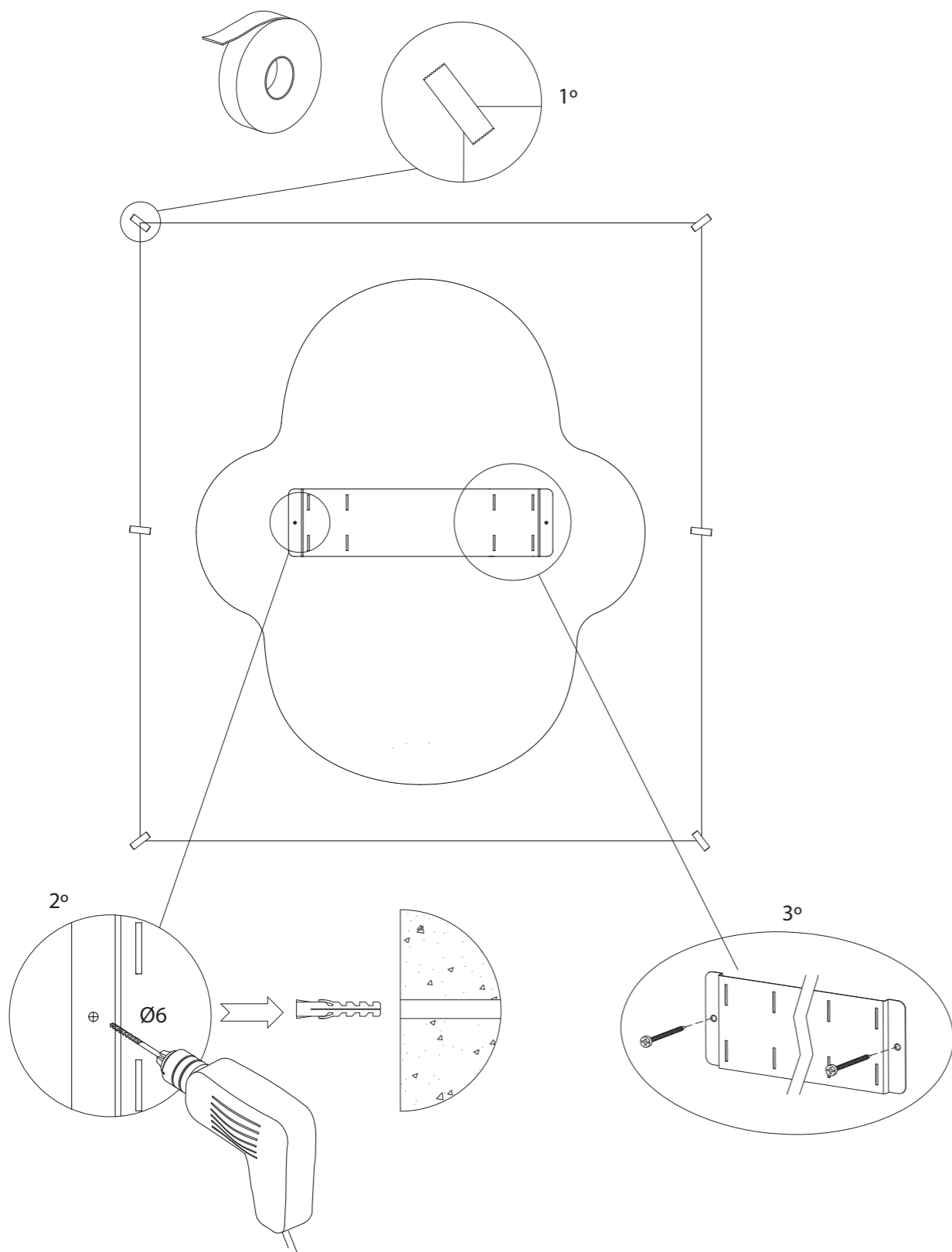
**Bd Barcelona Design**  
Ramon Turró 126 / 08005 Barcelona  
Tel +34 93 458 69 09 / Fax +34 93 207 36 97  
export@bdbarcelona.com

bd@bdbarcelona.com / www.bdbarcelona.com

**Oficina Comercial**  
Carretera Capellades / km 22,750  
Narcís Monturiol, 7 / Pol. Ind. Sesrovires  
Sant Esteve de Sesrovires / 08635 Barcelona  
Tel +34 93 771 30 51 / Fax +34 93 771 32 32  
comercial@bdbarcelona.com / www.bdbarcelona.com



1



2

Retirar la plantilla / Remove the pattern

3

Colocar cada uno de los espejos en la silueta correspondiente / Place each mirror on the corresponding silhouette

